EN

MANUFACTURER'S INSTRUCTIONS: Read the instructions carefully before using the helmet; the failure to observe them could reduce the safety offered by the helmet. The manufacturer and/or the distributor cannot accept any liability in the event of an accident resulting in personal injury or death due to improper use of the helmet. This helmet is designed to absorb the energy of an impact through partial distribution or damage to essential components. This helmet is constructed in such a way as to absorb the energy of an impact through partial distribution or damage to essential components. This helmet must be used only and exclusively for the activity for which it was certified (see marking). The helmet is primarily intended to protect the upper part of the user's head from the risks that may arise during mountaineering and related activities. The helmet has been certified for mountaineering according to EN 12492:2012. The helmet complies with the impact and penetration requirements at -30°C/+50°C performed with the EN12492:2012 method. It also complies with the following requirements: § 5.1.1 Shock absorption, § 5.1.2 Penetration resistance, § 5.1.3 Flame resistance and optional requirements, § 5.2.1 Very low temperatures (-30°C), § 5.2.4 Deformation lateral (LD) and § 5.2.5 Splashes of molten metal of the EN397:2012+A1:2012 standard. The EU certification procedure was carried out by the notified body n°2008, Certottica Scrl, Via Villanova 7/A, 32013 Longarone, BL – Italy.

CAUTION: The helmet cannot provide full protection against injury. In particular, it is important to remember that no helmet can protect the head from the forces generated by violent impacts. Following a violent impact even if the damage is not visible replace the helmet, as it may have exhausted its ability to absorb further impacts and provide the expected protection. The helmet covered by this manual is a Category II Personal Protective Equipment and as such has been subjected to the EU certification procedure with application of the requirements set out in Annexes V and VI of EU Regulation 2016/425.

NOMENCLATURE: 1. Shell; 2. Side slot to insert hearing protection; 3. Ventilation holes; 4. Front slot; 5. Lamp clip; 6. Side slot to insert visor adapter; 7. Headband; 8. Marking label; 9. Bukle; 10. Chinstrap; 11. Lateral retractor; 12. Size adjustment system; 13. Rear Slider; 14. Slot to insert neck protections.

INSTRUCTIONS FOR USE: As a preventive measure, it is essential to wear a helmet at all times while working. For adequate protection, the helmet must be the right size and fit the head perfectly so as to offer maximum comfort and safety. The helmet must be adjusted to fit the wearer, for instance, the straps should be positioned so as not to cover the ears, the buckle must be located away from the jawbone and the straps and buckle together must be adjusted in such a way as to be both comfortable and close fitting. With the chin strap fastened and correctly adjusted, always check that the helmet does not squeeze the head nor moves freely back and forth (see Fig. 1).

HELMET ADJUSTMENTS: Wear the helmet and adapt the size by turning the rear wheel (clockwise to tighten the size and counter-clockwise to enlarge it) or simply (only for models equipped) by drawing the two quick-closing elements to obtain the desired tension (Fig. 2). Position the size adjustment system in the nuchal area as shown (Fig. 3), tilting it and adjusting it in height. Fasten the chinstrap by inserting one buckle strap into the other until it clicks into place (Fig. 4a). Pull the chin strap to check that the buckle is locked (Fig. 5). Adjust the length of the chin strap to firmly secure the helmet on your head. The rubber ring must be positioned on end of the tape to prevent it dangling. Adjust the lateral retractor of the chin strap by sliding it along the straps until you find the desired position below the ear (Fig. 6). To remove the helmet from the head, open the chin strap by simultaneously pressing the buttons on each side of the buckle (Fig. 4b). Use of back adapters (where foreseen): the adapters can be used to prevent the lateral retractor from reaching uncomfortable positions, for example, over the ear or when using headphones (Fig.7).

SPARE PARTS: Changes, replacements and/or removals of one or any of the original components of the helmet are prohibited unless authorized by the manufacturer. Only use original KASK spare parts. The helmet should not be modified to accommodate other accessories other than those described below. If necessary, contact your retailer or the manufacturer directly.

ACCESSORIES: Check with your retailer or manufacturer the actual availability of the accessories listed above. Follow the installation and operating instructions supplied with the accessory. Only use accessories approved by the manufacturer.

CHECK: Before using the helmet, check its integrity in all its parts. Following a violent impact even if the damage is not visible replace the helmet, as it may have exhausted its ability to absorb further shocks and provide the expected protection.

CLEANING: Clean the helmet (and any accessories) using only water, mild soap and a soft, clean cloth, and let it air dry at room temperature. The internal padding can be removed and washed by hand in cold water or in the washing machine (max. 30°C). Never use chemical cleaning products or solvents.

STORAGE: When not in use, it is best to keep the helmet at a temperature between 5°C and 35°C, protected from direct sunlight and away from heat sources; we recommend storing the helmet in its original package.

APPLICATION OF ADHESIVES: Do not apply adhesives, solvents, stickers and paint if not in compliance with the manufacturer's specifications. Any repair or modification not foreseen may adversely affect the protective function of the helmet.

TRANSPORT: Given the type of the device (helmet) there are no special measures provided for transport.

PRECAUTIONS: Do not use the helmet as a base or support or container. Do not compress it. Do not drop it. Avoid contact with sharp or dangerous objects. Do not use outside of the temperature range -30°C/+50°C. Avoid picking up the helmet by the size adjuster. Protect against chemical agents.

LIFE: The useful life of the helmet depends on the occurrence of different degenerative factors, including changes in temperature, exposure to direct sunlight, and frequency of use. The helmet must be checked regularly, and before each use, to detect the presence of any damage such as cracks, detachments, deformities, peeling that represent factual elements of the state deterioration of the helmet. Helmets that have suffered an impact of substantial magnitude should be replaced even if they do not show obvious signs of damage. The maximum lifespan of this product is 10 years from the date of manufacture. After this period, the helmet should be eliminated because the protection is reduced over time due to the aging of the materials. The date of manufacture can be found inside the helmet (Fig. 8).

REVISION: In addition to the normal visual inspection before each use, a competent person must carry out a thorough examination at least once a year. The recording of the checks must be carried out on a check sheet which contains detailed references to: type, model, manufacturer data, lot or serial number, dates of purchase, expiration and first use, date of inspection and any notes. This form can be found on the website www.kask-safety.com. Do not remove labels or markings and check their legibility. If cuts, abrasions or any other damage are found, before using the helmet again, contact the manufacturer to have it examined.

3 YEAR WARRANTY: KASK guarantees the product for 3 years for defects in materials or workmanship. The warranty does not cover defects caused by normal wear and tear, modifications, incorrect storage, improper maintenance or uses other than those for which the device has been certified.

MARKINGS/LABELLING: The information contained on the inside of the helmet, printed on the label, should not be removed for any reason.

RESPONSIBILITY: KASK S.p.a. declines all responsibility for any direct or indirect damage, accidental or deliberate, caused by improper use of KASK products. The user assumes all risks arising from an improper use of KASK products.

DECLARATION OF CONFORMITY: To obtain a copy of the EU Declaration of Conformity, visit the website www.kask-safety.com.

NL

3 JAAR GARANTIE: KASK biedt 3 jaar garantie op het gebied met betrekking tot defecten in materialen of veroorzaakt door arbeid. De garantie dekt geen defecten ontstaan door normaal gebruik en slijtage, aanpassingen, onjuiste opslag, ongeschikt onderhoud of andere toepassingen dan die waar het product voor gecertificeerd is.

MARKERING/ETIKETTERING: Informatie die is aangebracht aan de binnenkant van de helm, op etiketten gedrukt, mogen om geen enkele reden worden verwijderd.

AANSPRAKELIJKHEID: KASK Spa wijst alle aansprakelijkheid voor al dan niet opzettelijke directe of indirecte schade veroorzaakt door incorrect gebruik van KASK-producten, van de hand. De gebruiker aanvaardt alle risico's die voortvloeien uit incorrect gebruik van KASK-producten.

CONFORMITEITSVERKLARING: De EU-conformiteitsverklaring voor dit hulpmiddel vindt u op de website www.kask-safety.com.

KASK

USE AND CARE BOOKLET
PRIMERO PL
MOUNTAINEERING HELMET

PRODUCT OF ITALY

KASK S.p.A.
24060 Chiuduno, BG
Via Firenze, 5 - Italy
t. +39 035 4427497
info@kask.com
www.kask.com

EN 12492
UK CA

PRIMERO PL SIZE 52-63 cm ADJUSTABLE

NOMENCLATURE

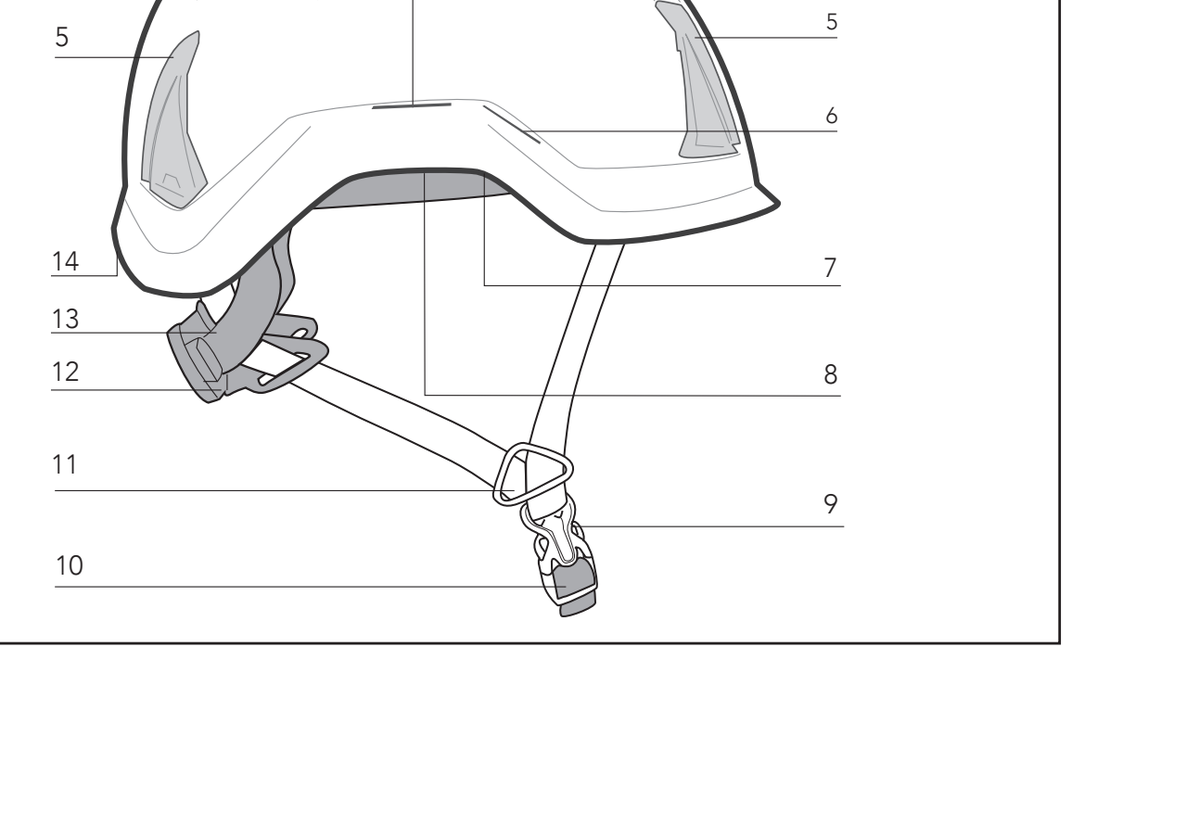

LABEL EXAMPLE

Manufacturer: KASK S.p.A. Via Firenze, 5 - 24060 Chiuduno - Italy	CE UK CA
Model: PRIMERO PL	
HELMET FOR MOUNTAINEERS	
Standard: EN 12492	
Size: Adjustable 52-63cm	Weight: 460 g
MADE IN ITALY	Shell Material: PP

Fig 8 - DATE OF MANUFACTURE

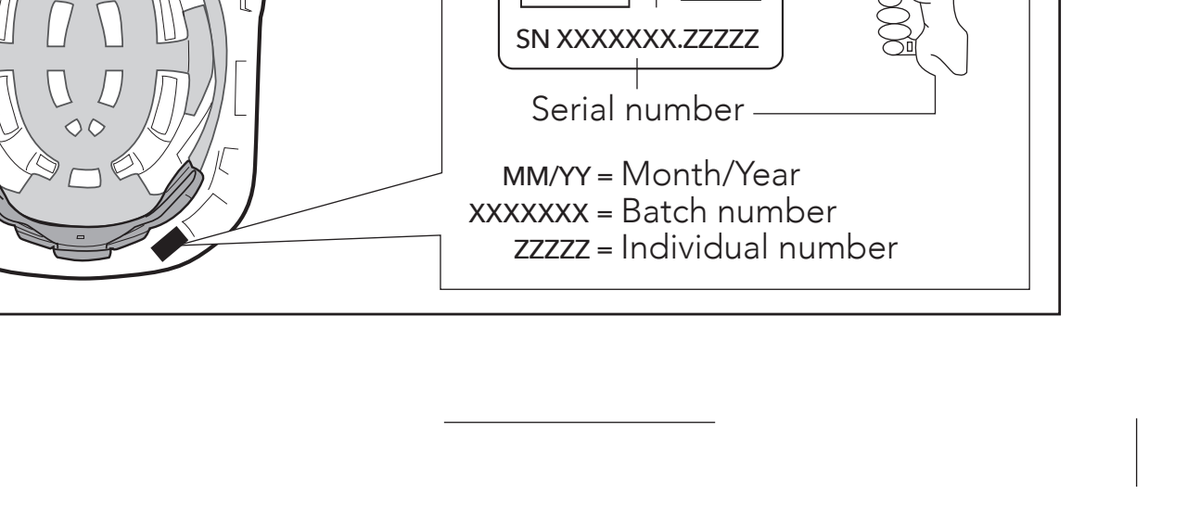

Fig 1

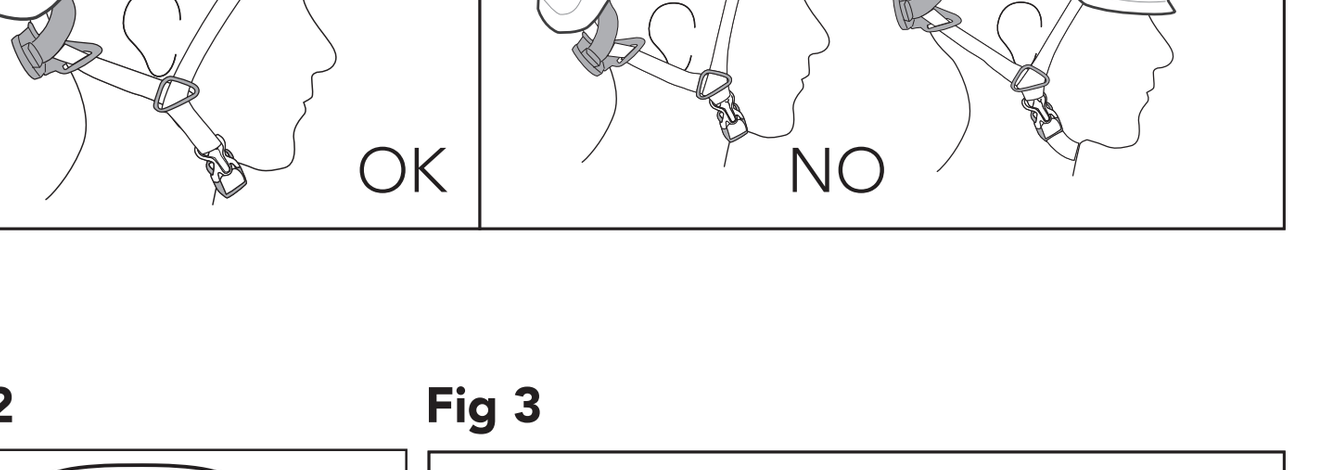

Fig 2

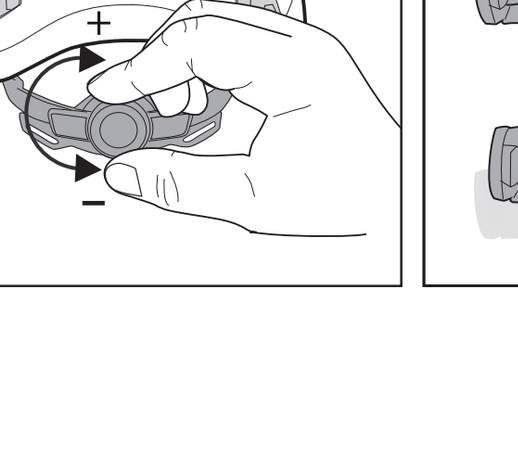

Fig 3

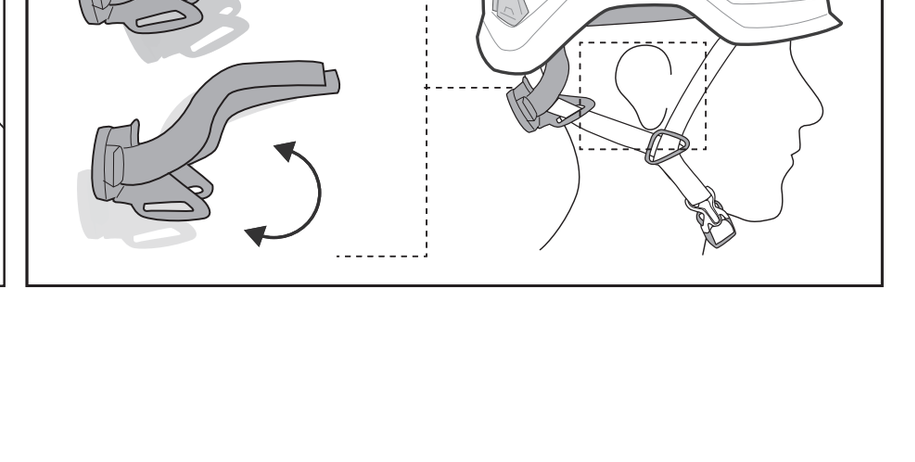

FIG. 4a **4b**

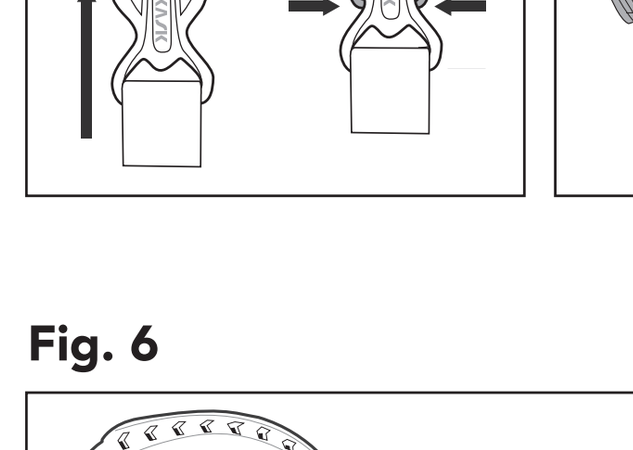

Fig. 5

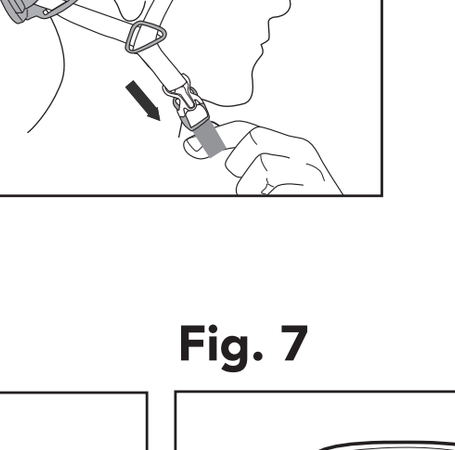

Fig. 6

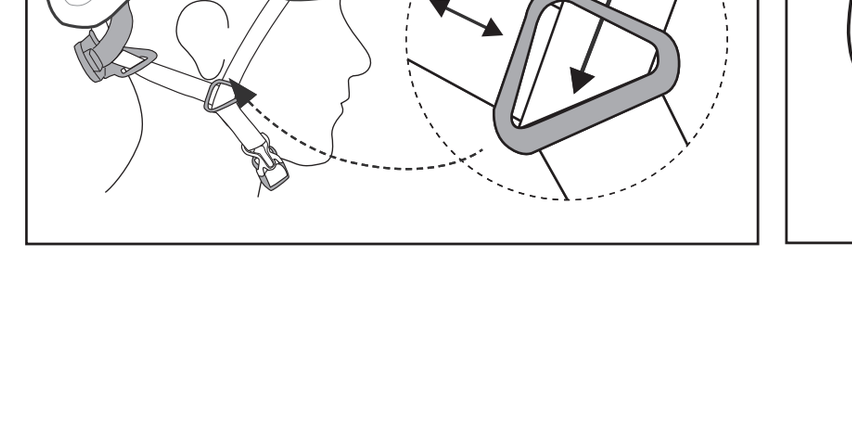

Fig. 7

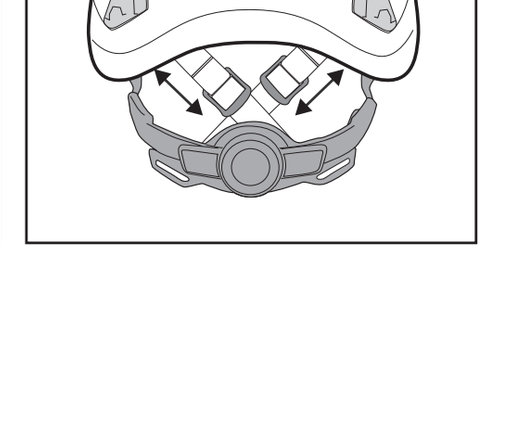

COD: 420398 - ED. 11/2024

LT

RU

PL

CS

SK

BG

HU

RO

SL

HR

EL

TR

ZH

JA

KO

UKCA MARKING

MANUFACTURER'S INSTRUCTIONS: Read the instructions carefully before using the helmet; the failure to observe them could reduce the safety offered by the helmet. The manufacturer and/or the distributor cannot accept any liability in the event of an accident resulting in personal injury or death due to improper use of the helmet. This helmet is designed to absorb the energy of an impact through partial distribution or damage to essential components. This helmet is constructed in such a way as to absorb the energy of an impact through partial distribution or damage to essential components. This helmet must be used only and exclusively for the activity for which it was certified (see marking). The helmet is primarily intended to protect the upper part of the user's head from the risks that may arise during mountaineering and related activities. The helmet has been certified for mountaineering according to EN 12492:2012. The helmet complies with the impact and penetration requirements at -30°C/+50°C performed with the EN12492:2012 method. It also complies with the following requirements: § 5.1.1 Shock absorption, § 5.1.2 Penetration resistance, § 5.1.3 Flame resistance and optional requirements, § 5.2.1 Very low temperatures (–30°), § 5.2.4 Deformation lateral (LD) and § 5.2.5 Splashes of molten metal of the EN397:2012+A1:2012 standard. The EU certification procedure was carried out by the notified body n°2008, Certottica Scrl, Via Villanova 7/A, 32013 Longarone, BL – Italy.

CAUTION: The helmet cannot provide full protection against injury. In particular, it is important to remember that no helmet can protect the head from the forces generated by violent impacts. Following a violent impact even if the damage is not visible replace the helmet, as it may have exhausted its ability to absorb further impacts and provide the expected protection. The helmet covered by this manual is a Category II Personal Protective Equipment and as such has been subjected to the EU certification procedure with application of the requirements set out in Annexes V and VI of EU Regulation 2016/425.

NOMENCLATURE: 1. Shell; 2. Headband; 3. Size adjustment system; 4. Chin strap; 5. Lateral retractor; 6. Buckle; 7. Lamp clip; 8. Hole for mounting hearing protection; 9. Hole for mounting visor adapter; 10. Marking Label; 11. Front slot; 12. Back adapters; 13. Vents; 14. Nape protection slot.

INSTRUCTIONS FOR USE: As a preventive measure, it is essential to wear a helmet at all times while working. For adequate protection, the helmet must be the right size and fit the head perfectly so as to offer maximum comfort and safety. The helmet must be adjusted to fit the wearer, for instance, the straps should be positioned so as not to cover the ears, the buckle must be located away from the jawbone and the straps and buckle together must be adjusted in such a way as to be both comfortable and close fitting. With the chin strap fastened and correctly adjusted, always check that the helmet does not squeeze the head nor moves freely back and forth (see Fig. 1).

HELMET ADJUSTMENTS: Wear the helmet and adapt the size by turning the rear wheel (clockwise to tighten the size and counter-clockwise to enlarge it) or simply (only for models equipped) by drawing the two quick-closing elements to obtain the desired tension (Fig. 2). Position the size adjustment system in the nuchal area as shown (Fig. 3), tilting it and adjusting it in height. Fasten the chinstrap by inserting one buckle strap into the other until it clicks into place (Fig. 4a). Pull the chin strap to check that the buckle is locked (Fig. 5). Adjust the length of the chin strap to firmly secure the helmet on your head. The rubber ring must be positioned on end of the tape to prevent it dangling. Adjust the lateral retractor of the chin strap by sliding it along the straps until you find the desired position below the ear (Fig. 6). To remove the helmet from the head, open the chin strap by simultaneously pressing the buttons on each side of the buckle (Fig. 4b). Use of back adapters (where foreseen): the adapters can be used to prevent the lateral retractor from reaching uncomfortable positions, for example, over the ear or when using headphones (Fig.7).

SPARE PARTS: Changes, replacements and/or removals of one or any of the original components of the helmet are prohibited unless authorized by the manufacturer. Only use original KASK spare parts. The helmet should not be modified to accommodate other accessories other than those described below. If necessary, contact your retailer or the manufacturer directly.

ACCESSORIES: Check with your retailer or manufacturer the actual availability of the accessories listed above. Follow the installation and operating instructions supplied with the accessory. Only use accessories approved by the manufacturer.

CHECK: Before using the helmet, check its integrity in all its parts. Following a violent impact even if the damage is not visible replace the helmet, as it may have exhausted its ability to absorb further shocks and provide the expected protection.

CLEANING: Clean the helmet (and any accessories) using only water, mild soap and a soft, clean cloth, and let it air dry at room temperature. The internal padding can be removed and washed by hand in cold water or in the washing machine (max. 30°C). Never use chemical cleaning products or solvents.

STORAGE: When not in use, it is best to keep the helmet at a temperature between 5°C and 35°C, protected from direct sunlight and away from heat sources; we recommend storing the helmet in its original package.

APPLICATION OF ADHESIVES: Do not apply adhesives, solvents, stickers and paint if not in compliance with the manufacturer's specifications. Any repair or modification not foreseen may adversely affect the protective function of the helmet.

TRANSPORT: Given the type of the device (helmet) there are no special measures provided for transport.

PRECAUTIONS: Do not use the helmet as a base or support or container. Do not compress it. Do not drop it. Avoid contact with sharp or dangerous objects. Do not use outside of the temperature range -30°C and +50°C. Avoid picking up the helmet by the size adjuster. Protect against chemical agents.

LIFE: The useful life of the helmet depends on the occurrence of different degenerative factors, including changes in temperature, exposure to direct sunlight, and frequency of use. The helmet must be checked regularly, and before each use, to detect the presence of any damage such as cracks, detachments, deformities, peeling that represent factual elements of the state deterioration of the helmet. Helmets that have suffered an impact of substantial magnitude should be replaced even if they do not show obvious signs of damage. The maximum lifespan of this product is 10 years from the date of manufacture. After this period, the helmet should be eliminated because the protection is reduced over time due to the aging of the materials. The date of manufacture can be found inside the helmet (Fig. 8).

REVISION: n addition to the normal visual inspection before each use, a competent person must carry out a thorough examination at least once a year. The recording of the checks must be carried out on a check sheet which contains detailed references to: type, model, manufacturer data, lot or serial number, dates of purchase, expiration and first use, date of inspection and any notes. This form can be found on the website www.kask-safety.com. Do not remove labels or markings and check their legibility. If cuts, abrasions or any other damage are found, before using the helmet again, contact the manufacturer to have it examined.

3 YEAR WARRANTY: KASK guarantees the product for 3 years for defects in materials or workmanship. The warranty does not cover defects caused by normal wear and tear, modifications, incorrect storage, improper maintenance or uses other than those for which the device has been certified.

MARKINGS/LABELLING: The information contained on the inside of the helmet, printed on the label, should not be removed for any reason.

RESPONSIBILITY: KASK S.p.a. declines all responsibility for any direct or indirect damage, accidental or deliberate, caused by improper use of KASK products. The user assumes all risks arising from an improper use of KASK products.

DECLARATION OF CONFORMITY: To obtain a copy of the UKCA Declaration of Conformity, visit the website www.kask-safety.com.

Authorized representative for UK: AUTHORISED REP COMPLIANCE LTD, Arc House, Thurnham, Lancaster, LA2 0DT, UK.